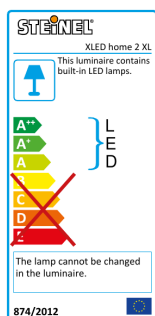


Sensor-switched LED floodlight

XLED home 2 XL

V2 black

EAN 4007841 030049



LED

30 years (Ø 4,5h / day)

20w

20 W 2120 lm



3000K
warm-white



infrared sensor
180°



max. 10 m



IP44



180° horizontal,
180° vertical



180° horizontal,
90° vertical



2 - 2000 lux



8 sec - 35 min

Function description

Day-bright light in XL size. Powerful XLED home 2 XL sensor-switched outdoor floodlight with 10 m sensor reach. Ideal for illuminating larger areas such as driveways, courtyards and gardens. Swivelling precision IR sensor covering 180°. Fully swivelling LED panel (180°, horizontally and vertically). Superior opal cover for optimum lighting. 2120 lm, 20 W, 180° angle of coverage, high thermal conductivity magnesium composite cooling system (HCMC).

Technical specifications

Dimensions (L x W x H)	161 x 180 x 240 mm
Mains power supply	220 – 240 V / 50 – 60 Hz
Mounting height max.	4,00 m
Sensor Technology	passive infrared
Output	20 W
Interconnection	Yes
Luminous flux	2120 lm
Colour temperature	3000 K
Colour variation LED	SDCM3
Colour Rendering Index CRI	80-89
With lamp	Yes, STEINEL LED system
Lamp	LED cannot be replaced
LED life expectancy (max. °C)	50000 h
Drop in luminous flux in accordance with LM80	L70B10
LED cooling system	HCMC (High Conductive Magnesium Composite)
With motion detector	Yes
Detection angle	180 °
Sneak-by guard	Yes

Capability of masking out individual segments	Yes
Reach, radial	r = 5 m (39 m²)
Reach, tangential	r = 10 m (157 m²)
Photo-cell controller	Yes
Twilight setting	2 – 2000 lx
Time setting	8 s – 35 Min.
Basic light level function	No
Soft light start	No
Impact resistance	IK03
IP-rating	IP44
Protection class	II
Ambient temperature	-20 – 40 °C
Housing material	HCMC
Cover material	Plastic, opal
Manufacturer's Warranty	5 years
PU1, net weight	0,614 kg
Version	black
PU1, EAN	4007841030049

Sensor-switched LED floodlight

XLED home 2 XL

V2 black

EAN 4007841 030049

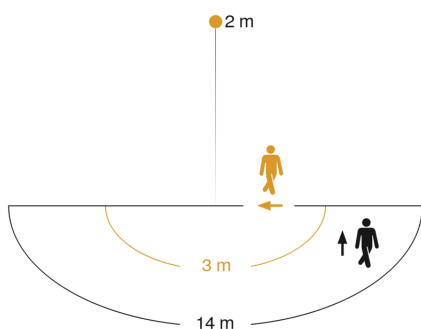


Accessories

EAN 4007841 055875

Corner wall mount XLED home 2

Detection Zone

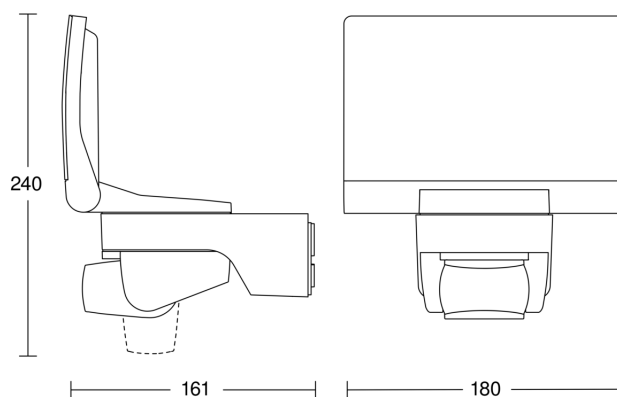


Mögliche Montagehöhe: 1,80 m – 4,00 m

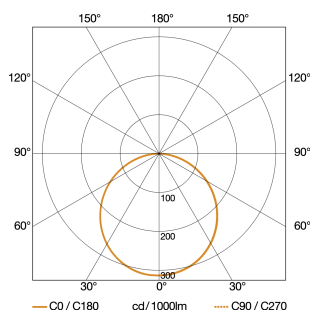
Orange: radial

Schwarz: tangential

Dimension Drawing

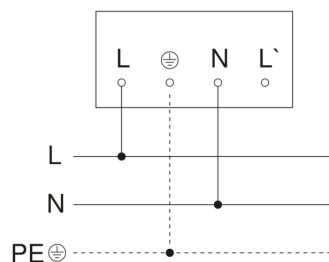


Light Distribution Curve



Output	20 W
With lamp	Yes, STEINEL LED system
Lamp	LED cannot be replaced
Luminous flux	2120 lm
Colour temperature	3000 K
Colour Rendering Index CRI	80-89
LED life expectancy (max. °C)	50000 h
LED cooling system	HCMC (High Conductive Magnesium Composite)

Master circuit diagram



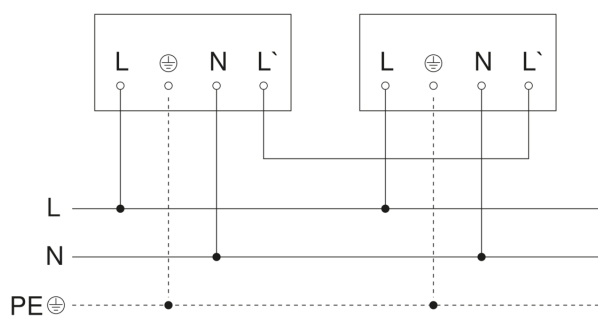
XLED home 2 XL

V2 black

EAN 4007841 030049



Master/master interconnection circuit diagram



Master/slave interconnection circuit diagram

